

The Distributor

Orange County Model A Ford Club

Model A Ford Club of America

Chartered August, 1961 - Santa Ana, California

March, 1995
Volume 35, Issue 3

Editor: Tom Endy
Publishers: Bob & Karyn Sitter



THE LAUREL & HARDY SEMINAR®

**"Stanley, I lost the Airmaze off of my carburetor."
"I saw one laying in the road about ten miles back
Ollie, but I didn't know it was yours."**

Bill Shaner & Roger Aday on tour.

1995 Board Members

President: Wade Roberts	714-675-5457
Secretary: Dan Simmons	714-968-7466
Treasurer: Lee Garman	714-839-1096
Technical: Larry McKinney Dick Riha	714-963-2724 714-556-4355
Activities: Pieter Dwinger Glenn Johnson Wayne Krug	714-639-4767 714-528-0891 714-528-1206
Special Events: Bev Marsh	714-531-7237
Editor: Tom Endy	714-897-5861
Publishers: Bob & Karyn Sitter	714-777-2486

Committee Chairpersons

Sunshine & Sorrow: Jeanne Parrish	714-638-2355
ACCC Representative: Larry Conkol	714-535-1411
Regional Representative: Paul Steed	714-289-0931
Refreshments: Ed Cote	714-542-6161
Raffle: Terry Lucas	714-633-0390
Buttons, Patches & Logos: Jim Nichols	714-380-1067
Club Greeter: Jon Heiland	714-836-4244

Secretary's Report!

by Dan Simmons

February Board Meeting Minutes.

The meeting was called to order by Pieter Dwinger at 7:30 P.M. February 15th, at Bev Marsh's home. President Wade Roberts was not present because he was in Japan.

Touring, Glenn Johnson:

Glenn suggested that the Santa Barbara Tour be arranged this year to include a one night's stay in Santa Barbara and a two nights stay up near San Simeon which would include a tour of the Hearst Castle. Available accommodations will be investigated.

Treasure's Report, Lee Garman:

Lee provided the board with the status of the club's finances.

Special Events, Bev Marsh:

Bev discussed the plans for the Club's Swap Meet coming up in May.

Technical, Dick Riha & Larry McKinney:

Dick & Larry requested that Tom Endy host the March seminar at his house. The subject will be carburetor restoration. Tom agreed.

Editor, Tom Endy:

Tom advised the board that the 1995 Club Rosters are ready for distribution to the membership. They will be passed out to those present at the March General Meeting. Rosters will then be mailed out to those members who were not present.

Old business:

The ongoing State Franchise tax problem was discussed.

New Business:

Lee Garman motioned that club member dues be prorated throughout the year for new members joining the club. Seconded by Tom Endy and passed by majority vote of the board.

The meeting was adjourned at 8:45 P.M. ✓



Schedule of Club Activities

March

5th, Sunday

Tour to the Mission Inn in Riverside for Brunch. Leave the Mall of Orange at 9:45 A.M.

9th, Thursday

General Meeting 7:30 P.M.
Santiago Elementary School.

10th, Friday

Technical Seminar. 7:00 P.M. Carburetor restoration @ Tom Endy's house.
5881 Iroquois Rd.
Westminster, 714-897-5861

16th, Thursday

Board Meeting 7:30 P.M.

h, Sunday

Pancake Breakfast - Hart Park,
City of Orange. 8:00 - 11:00 A.M.

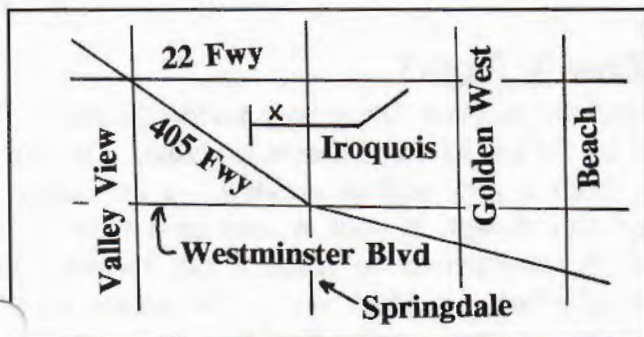
Club Member Helpers 6:00 A.M.

23rd, Thursday

Deadline for submitting articles for the April publication of the *Distributor*.

26th, Sunday

Tour to the Griffith Park Observatory and Gene Autry Museum. Bring a picnic lunch. Leave the Citadel at 9:30 A.M.



Map to Tom Endy's Home.

April

6th - 9th, Thursday - Sunday

Laughlin, Nevada Tour. Ramada Express Hotel. Leave Mall of Orange 8:00 A.M. Thursday the 6th.

13th, Thursday

General Meeting 7:30 P.M.
Santiago Elementary School.

20th, Thursday

Board Meeting 7:30 P.M.

27th, Thursday

Deadline for the May *Distributor*.

Santa Barbara in May!

by Wayne Krug

For those of you who want to add a little change to the annual Santa Barbara Tour, an alternative is planned. The club tour will be leaving as usual on Thursday, May 18th for Santa Barbara. We will stay the first night at the traditional Motel 6 @ 443 Corona Del Mar, Santa Barbara, 805-564-1392. On Friday morning for those who wish a longer tour, we will be continuing up the coast to San Simeon. We have reservations to tour Hearst Castle Friday evening and plans for side trips to sightsee and antique on Saturday and Sunday.

Call to Make your reservations....NOW!

Best Western - Green Tree Inn
Pacific Coast Highway One, San Simeon
800-231-6461 ask for Ellie, or tell them you're with Orange County MAFCA. May 19 & 20, 1995
Total price for two is \$204.21 Includes all taxes and the following:

- 1.) two night stay (two people)
- 2.) Bottle of wine upon arrival
- 3.) Continental Breakfast daily
- 4.) Two tickets to the Friday night Hearst Castle Tour @ 7:30 P.M. (a \$50.00 value). The tour lasts 2½ hours. All the guides and the park service people wear period costumes and act as if they were invited by Mr. Hearst for a party. So plan to party with them and bring your era fashions.

We have a block of 12 rooms reserved. Make your reservations ASAP, the deadline is April 15th! ☺



In Memory of Ed Powell

Our fellow club member and Model A Ford enthusiast Ed Powell passed away Monday, February 13th. Mr Powell was 93 years old. For those of us who knew Ed, he had many interesting stories to tell and derived great enjoyment out of mechanical things, and owning a Model A was perfect for him. We always enjoyed seeing Ed and his wife Hazel come driving up in their coupe to various events. They looked in real life what the movies now try to replicate, of what a couple from the 1920's and 1930's should look like.

Ed and Hazel joined the club in 1978 and owned a 1930 Deluxe Coupe. This was the car that they used on their honeymoon. Hazel passed away several years ago. Their son Dick Powell now has the car and will of course be keeping it in the family.

The family has requested that any donations be made in memory of Edward F. Powell, to your favorite charity or to the Cancer Society.

Dick and Shirley Powell's address is;
5532 Rumsey Drive Riverside, CA 92506.


....Pieter Dwinger

Doug says Thanks!

A great big thank you to all who helped with the seminar this month...which was to install an overdrive in the 1928 Phaeton ("Harriet") owned by Beverly Marsh and maintained by yours truly.

The overdrive was purchased from Merle McClellan, and with the help of Dick Riha, Tom Endy, Larry McKinney, and many others, the installation was a success. The bulk of the work was completed over three nights. A minor tune up was all that was needed and Harriet was in top running condition. With the help of these experts, I am sure that anyone wanting to make this excellent modification, can do so with full confidence.

If you missed the activity, maybe you can still enjoy some of the repercussions...mom has published the recipe for that wonderful new desert she served up. ☺



Thanks again...Doug Marsh



President's Corner!

Wade Roberts

President Wade is in Japan, and sends Greetings! ☺ says he won't drink the water! ☺



Special Events!

by Bev Marsh

This month's special event in a recipe for pecan dessert.

Pecan Dessert

3 egg whites
1/2 tsp baking powder
dash of salt
beat together until stiff

Add:

1/2 tsp vanilla
1 cup sugar
beat in with above

Add:

14 Ritz Crackers (crushed)
beat again

fold into egg white mixture:
2/3 cup chopped pecans

pour into 8" or 9" buttered pie pan
bake 30 minutes @ 350
cool at room temperature
frost with sweetened whipped cream ☺

Editor's Note!

During the seminar Doug was accidentally hit in the head by the end of the differential cradle. This could have been a very serious accident. I am happy to report that though he took a very hard blow to the head, he is expected to make a full recovery and eventually heal his black eye. The doctor says 'he won't be any more goofier than he already was. ☺



Technical!

by Dick Riha & Larry McKinney

The overdrive installation for "Harriet" started on Wednesday evening with Doug Marsh jacking up the car and unbolting the rear spring, driveshaft and brakes. With the help of the board members the differential unit was removed from the car and placed in a carrier provided by Tom Endy. The differential was taken apart and the overdrive installed on Thursday by the advance crew consisting of Larry McKinney, Tom Endy, Lee Garman, Doug Marsh and Dick Riha.

On Friday the entire unit was reinstalled in the car. We had 17 club members crawling in, under and around the car installing nuts, bolts, gaskets, clevis pins, cotter pins, brackets, cables electrical switches and wiring. (It was a sight to see). At 8:30 P.M. Harriet left the garage for her maiden voyage. After a minor adjustment, all went well on the second trip.

This month's seminar will be held on Friday, March 10th and will be hosted by Tom Endy. The subject will be **MAKING YOUR CARBURETOR WORK CORRECTLY.**

The April seminar will be a joint Men's and Ladies event. We will be going to Paul Lindbergh's place of business where he will show and explain how artificial limbs are designed, built and fitted. The tentative date is April 4th. Check the April *Distributor* for the time and place. ☺

Ladies Seminar!

by June Riha & Gerry McKinney

We had eight Ladies at our February seminar who went home with at least one to three fragrant pomadours. I hope you all had fun! At the March seminar we will be assembling a No Sew Fabric Wreath. See sketch below.

PLEASE PREPARE YOUR FABRIC AHEAD OF TIME. This will save a lot of time the night of the seminar. A good place to buy inexpensive fabric is "Jenny's Fabrics" at Warner & Magnolia. Another is "M. & L. Fabrics" at Ball & Knott. Flat folds usually \$1.49 to \$2.00 per yard. Remember, **COME PREPARED.** Don't worry if you don't have a glue gun, we'll have extras.

Fabric Wreath no sew - parts list

- 4 yds main color fabric
- 1 yd accent fabric #1
- 1 yd accent fabric #2
- 1 paddle of thin floral wire
- glue gun & glue sticks
- 18" straw wreath (keep the plastic intact)
- 14" or 16" will work if you can't find 18".
- before class fabric and wire needs to be cut.
- 6 ea. 3" strips of main fabric cut running the width of the fabric.
- 48 ea. 10" squares cut from main fabric.
- 12 ea. 10" squares cut from accent fabric #1.
- 12 ea. 10" squares cut from accent fabric #2.
- precut floral wire into 72 ea. 9" pieces, bring the rest to class.
- 3 ½ yds wired ribbon for wreath (optional) for bow.
- any extras you may want to decorate your wreath (silk flowers, holiday decorations, etc.) ☺



Hard Luck! and a sad story!

Drive-by in Santa Ana:

Gordon Marshall was the recipient of the Hard Luck trophy at the February General Meeting. Police escorted Gordon into the parking lot at the General Meeting. The authorities had received six 911 phone calls about drive-by shootings in Santa Ana. Gordon's Model A had back fired all the way to the meeting through Santa Ana. The police advised that at one location where he had passed a barber shop, all the patrons dove for the floor. The police asked him to have a tune up seminar before he left for home. ☺



Car of the Month!

The March car of the month will be a 1909 White owned by Lance Hultgren who will be our guest at the March General Meeting. Providing it does not rain, Lance will have the car on display at the meeting. ☺



Touring! in '95 with

Pieter Dwinger-Glenn Johnson-Wayne Krug



by Glenn Johnson

Upcoming Tours:

March 5, We will tour the world famous Mission Inn in Riverside where we will have brunch and go on a guided tour of the Historic Inn. Later we will visit the many antique stores in the area. On the way home we will stop at the home of **Roger Clarkson**. Roger's back yard has been transformed into one of the largest outdoor garden model railroad scenes in southern California.

March 26, we will tour to Griffith Park to visit the observatory, a picnic lunch in the park and an afternoon visit to Gene Autry's Western Heritage Museum. **Bring a picnic lunch!**

April 6-9, The Annual Laughlin, Nevada Tour. Make your own hotel reservations at the Ramada Express 702-298-6333. Room rate is \$34. per night. Contact Glenn Johnson for MAFCA registration information, fashion shows, banquets, tours.

Four Tours In One:

Fashions, Tools, Farmer's Mkt, Petersen Museum. One Sunday February 5th, a tour group consisting of 11 Model A's and 4 moderns met for breakfast at Coco's in Garden Grove and toured to Santa Monica to the Vintage Clothing Expo at the Civic Auditorium. Several of our group found some great deals on Model A clothing. While the serious shoppers stayed at the clothing expo some of us visited the Old Tool Warehouse. I have never before seen so many unidentifiable tools in one place. Around noon we all regrouped and headed for West Los Angeles and had lunch at the Historic Farmer's Market. From there we toured to the Petersen Museum. Inside the museum we all went our separate way and later toured for home in smaller groups. It was a busy day with four very interesting destinations packed into one tour. ☺

Follow Me! by Wayne Krug

Touring Death Valley:

At the end of the year when we look back at all the tours we've been on; I'm sure the Death Valley Tour will be remembered as *one of the best*. With perfect weather, fun people, and great running Model A's you can't go wrong.

We left from Orange County for Furnace Creek Ranch on Thursday, February the 9th, arriving in the late afternoon in time to visit their museum and wander around the grounds. On Friday, eight Model A's made the trip north to Ubehebe Crater and then to Scotty's Castle. The park service gave us a great tour and let us park our Model A's around the castle for a photo shoot with the staff who were dressed in period costumes. One even looked like old Scotty himself.

Saturday morning we headed for the ghost town of Rhyolite, Nevada and then on to Beatty, Nevada for lunch and a few pulls on the slot machines, and of course some antiquing. The editor of the area paper chased us down and interviewed some of our members and took pictures of us as we lined up and rolled out of town.

Sunday we toured the south end of the valley, viewing some of the most incredible natural sights in the world. With all the elevation changes (5475' above, to 282' below sea level), Jim McGann said the only downfalls of the trip were the uphill.

By far the most interesting event of the trip was the Friday evening we spent at the Amargosa Opera House at Death Valley Junction, where we were entertained by world famous dancer and actress Marta Becket. Ms Becket has been performing her one woman show at the Opera House for more than 25 years. Her show consist of skits depicting numerous "characters" that have inhabited Death Valley over the years, punctuated by various unique dance routines.

All eight Model A's made the 960 mile round trip without a breakdown and returned home Sunday night. ☺





Ms. Marta Becket



Scotty's Castle - Death Valley



Bad Water - Death Valley

Clutch Play on Super Bowl Sunday

by Roger Aday


Last month Don Tune dropped by my house and we decided to go get something to eat at a little British Pub in Fullerton. So we jumped in Emma, my '29 Fordor and headed down the road. About two miles from home the clutch started to feel a bit funny, and I had problems shifting without grinding gears. Finally a most gawd-awful noise came from under the floor boards and we came to an abrupt halt. After a few minutes of scratching heads and checking for loose lug nuts, Don and I figured that it was something in the area of the clutch. We took a walk and called the Auto Club, and while we waited Don went and found us some hamburgers, fries and a couple of cokes. The Auto Club finally came and **towed!!!** Emma back to my house.

The next weekend my son Doug and a few of his friends helped me pull the rear end and transmission out and scatter parts and tools all over the garage. We found that the clutch disc had literally disintegrated. When I put a dial indicator on the flywheel to check the parallelism of the bellhousing I found it was .020 off at the bottom even with the standard .010 shims at the two top mounting bolts.

On Super Bowl Sunday, with Doug and his friends still scattering parts and tools around the garage, we cut four more shims out of beer cans, Budweiser works best, they're .005 thick on average, and added them to the two top bellhousing mounting bolts. This corrected the runout to an acceptable .005. We had Emma back together in time for the second half. The clutch seems to work better, I can shift without grinding gears and all the lug nuts seem to stay tight.

Something to watch out for on those routine clutch jobs is to check the runout and parallelism of the bellhousing. It's also a good idea to keep an eye on any duffus kids you might have around to make sure they don't scatter parts and tools all over the garage. ☺





Properly Oiled!

by Ben Hadd

The Gas Gauge!

The gas gauge on a Model A Ford has been touted as the ultimate in simplicity; a cork on the end of a pivot. It can also be a very frustrating assembly to install and a task that should not be approached lightly. Do it wrong and you could end up with a gas leak at the gauge that could be disastrous to a car parked in the garage with a water heater pilot light nearby.

Being faced with the task of removing and replacing the gauge, I purchased a repair kit from a local Model A supplier. Out tumbled a myriad of gaskets, shims, bezels and glass. But no instructions detailing the sequence of the assembly. Observing how the old one came apart was no good, no telling what barn yard mechanic had been there ahead of me. What was needed was authentic documentation. The Ford service bulletins showed nothing, and the judging standards showed only half of the assembly. Looking through all the "how to" books, only one described the assembly sequence, *and it was wrong*. As an after thought I checked Bratton's Antique Auto Parts '94 price catalog. Walt Bratton is not only a Model A parts supplier, he is also a Model A hobbyist and his catalog is as much a shop manual as it is a catalog. And there it was, a description of the correct assembly sequence. See sketch.

The important thing to remember is that a gasket seal must be positioned between the gauge assembly and the threaded boss of the tank. The brass shim goes between the gauge assembly and the large flange nut.

You also need two special tools to do the job. Most all the Model A suppliers carry them. The originals were brass, the repros are aluminum. The soft metal prevents scratching the very visible instrument panel parts.

One last caution, If you're using repro parts, check them carefully, quality and accuracy are not their hallmark. Be sure that you can "bottom" the large flange nut when you tighten it. If you can't, you'll have a leak. You will have to add extra brass shims or install a thicker tank boss gasket to make a good tight seal. ☺



Era Fashions!

by Ida Wornit

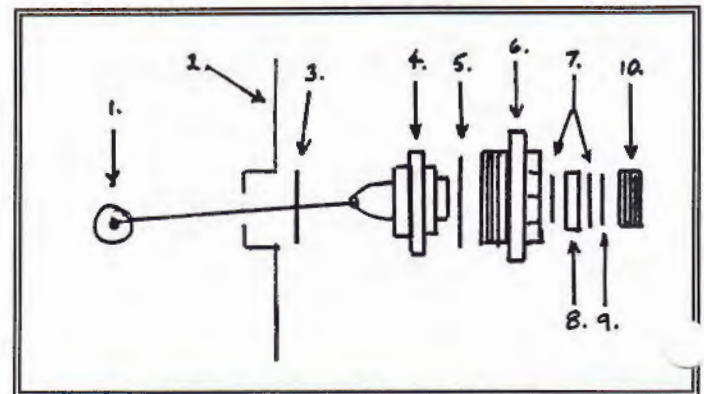
Spats!

Back in the Model A era it was quite fashionable for men to wear spats. What are spats you ask? They're covers that go over the tops of your shoes. They have a strap that runs under the sole just forward of the heel and they button up the side to slightly above the ankle. Spats were mostly a fashion statement during the Model A era, but years back they may have had some real purpose like keeping rain, mud and horse manure from getting in your shoes. You had to be kind of careful where you stepped in those days. Spats also provided some amount of warmth.

Spats were normally made from kersey cloth or suede cloth and were usually gray or fawn in color. Kersey was a type of woolen cloth. They also came in various sizes to accommodate different size shoes.

The U.S. Military in World War II wore a similar version of a spat with their combat outfits. They called them Leggings. Navy recruits wore them all through boot camp, and probably still do today.

The most important thing to remember about wearing spats, or leggings, is to be sure you put them on so that buttons, lacings and buckles face outboard. If you wear them inboard they will likely catch each other as you walk and dump you right on your spats. ☺



1. Cork Float, 2. Tank Wall, 3. Neoprene Gasket, 4. Gauge Ass'y, 5. Brass Shim, 6. Flange Nut, 7. Neoprene Gaskets, 8. Glass, 9. Bezel, 10. Cover Nut.

CAR AND ERA FASHIONS JUDGING

TROPHIES



RAFFLE

Join us for our annual PANCAKE BREAKFAST
Sunday, March 19 at Hart Park in the City of Orange
8:00 AM to 11:00 AM

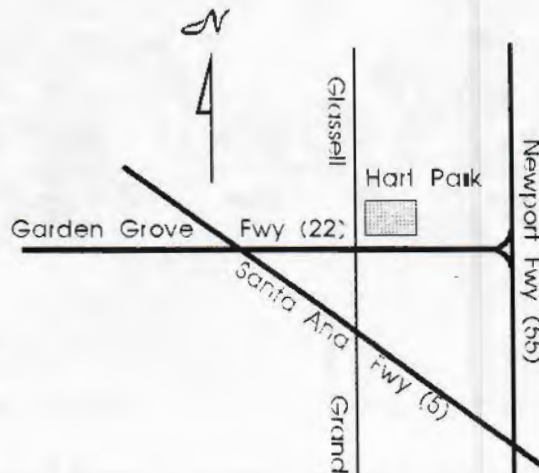
Pancakes, eggs, sausage, milk, juice, and coffee

Donation: Adults \$3.50, Kids \$2.00

RAFFLE GRAND PRIZE: Model A Overdrive

CARS

FUN




FOOD

TIRE KICKING


For additional information call:
Roger Aday (714)993-4558

Orange County - Then & Now



 **Orange:** The view is looking north along Glassell Street toward the Plaza from Almond Street. The flag pole is located in the Plaza. Source information records the year as 1922. The store on the extreme right is Higgins Furniture Store. Photograph from the Historical Collection, First American Title Insurance Company of Santa Ana, California. #2484.



 **Orange:** The same view looking north along Glassell Street toward the Plaza from Almond Street. The flag pole is located in the same place in the Plaza. Higgins Furniture Store is still in business at the same location. Most all of the buildings on the street are the original buildings with the street fronts remodeled. Photograph by Tom Endy 1993. #2484.



SwapMeets!

March, 1995

12th, Sunday

POMONA. Antique Auto, Corvette, Porsche, VW & Street Rod Swap Meet and Car Show. Admission \$6. (Children free) parking \$3. spaces \$30. Special \$15. admission and parking for pre-1975 vehicles for sale, includes driver and one passenger. Fairplex (Pomona Fairgrounds). For recorded information call 714-544-7004. **Future dates:** Sunday, 4-23, 6-4, 7-16, 8-27, 10-15, 11-19.

5th, Sunday

LONG BEACH. Hi Performance Collector Car Swap Meet. Long Beach Veterans Stadium, Lakewood Blvd & Wardlow St. Long Beach, CA. 24 hour info. 800-762-9785 Admission \$4. Free Parking. Seller's Sp. \$25. **Future dates:** Sundays, 4-9, 5-14, 6-11.

Saturday, May 6, 1995

The Orange County Model A Ford Club announces the **2nd Annual World Class Swap Meet!** The location is the parking lot of Vintage Ford Parts.

Vintage Ford Parts
11318 Beach Blvd.
Stanton, CA

Vintage Ford is located on Beach Blvd in Stanton, two miles north of the 22 Freeway, four miles south of the 91 Freeway. \$10 per space for pre-registered sellers, \$15 per space on the day of the meet. 7:00 A.M. to 3:00 P.M. For additional information call Bev Marsh @ 714-531-7237.



Classified Ad's!

FOR SALE:

1930 Model A Standard Coupe. Older restoration, black with black wheels, rumble seat, hydraulic brakes. Good paint, nice, but not original interior. Very smooth running engine. The car is in Corona. \$6,000. Wendel Tucker 909-736-1898.

WANTED:

One 600-16 White Wall Tire, (Used)
Dick Riha 714-556-4355



"I'll take them both."



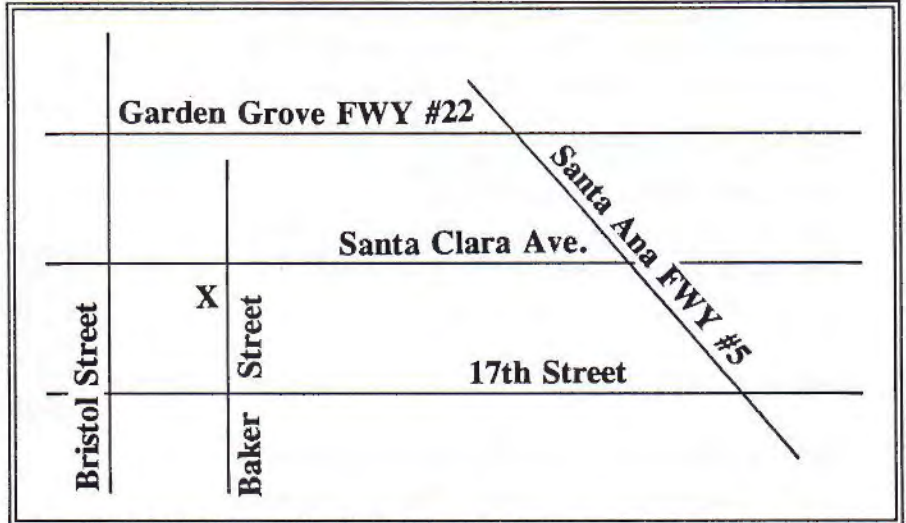
"Looks like the points closed up!"

GENERAL MEETING LOCATION

(Second Thursday of every month.)

March 9, 1995 @ 7:30 P.M.

Santiago Elementary School
2212 N. Baker Street
Santa Ana, CA



First Class Mail

Model A Ford Club of America
Orange County Chapter
Post Office Box 10595
Santa Ana, CA 92711

